

NO RELAXATION For the IT Manager!

71% are worried about an IT disaster interrupting a vacation

72% have had at least one vacation interrupted during the last 5 years due to IT issues

Vacation Interruption Statistics

The infographic features a central laptop displaying the title. To the left, a bomb icon is positioned above a photo of a family at a beach. To the right, a calendar shows the word 'vacation' written across the middle, with red 'X' marks indicating interruptions on specific dates.

71% are worried about an IT disaster interrupting a vacation

72% have had at least one vacation interrupted during the last 5 years due to IT issues

Vacation Interruption Statistics

The infographic features a central laptop displaying the title. To the left, a bomb icon is positioned above a photo of a family at a beach. To the right, a calendar shows the word 'vacation' written across several dates, with red 'X' marks indicating interruptions.

71% are worried about an IT disaster interrupting a vacation

72% have had at least one vacation interrupted during the last 5 years due to IT issues

Vacation Interruption Statistics

The infographic features a central laptop displaying the title. To the left, a bomb icon is positioned above a photo of a family at a beach. To the right, a calendar shows the word 'vacation' written across several dates, with red 'X' marks indicating interruptions.

71% are worried about an IT disaster interrupting a vacation


72% have had at least one vacation interrupted during the last 5 years due to IT issues


Vacation Interruption Statistics


The infographic features a central laptop displaying the title. To the left, a bomb icon is positioned above a photo of a family at a beach. To the right, a calendar shows the word 'vacation' written across the middle, with red 'X' marks indicating interruptions on specific dates.

Time spent resolving IT interruptions while on vacation

Percentage	Duration
33%	2hr-1 day
11%	< 30 min
9%	1+ days
19%	1-2hr
27%	30min-1hr

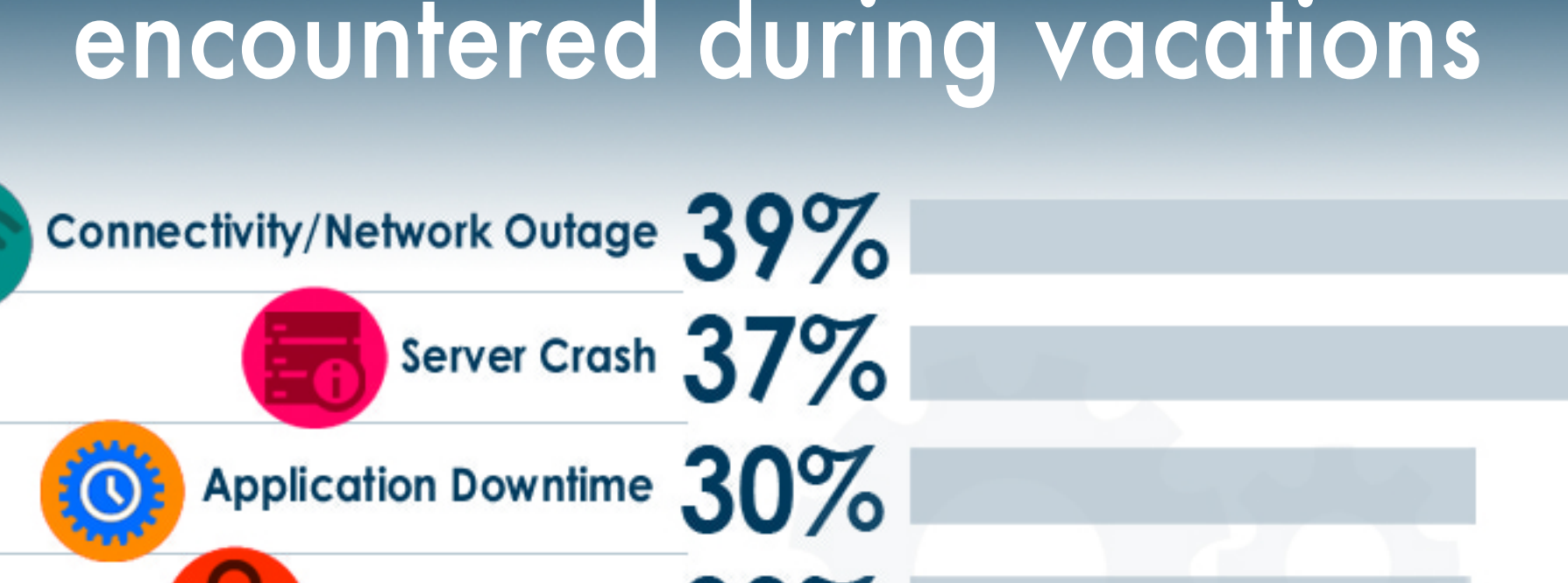


 **20%** of vacations are ruined or significantly interrupted by IT issues



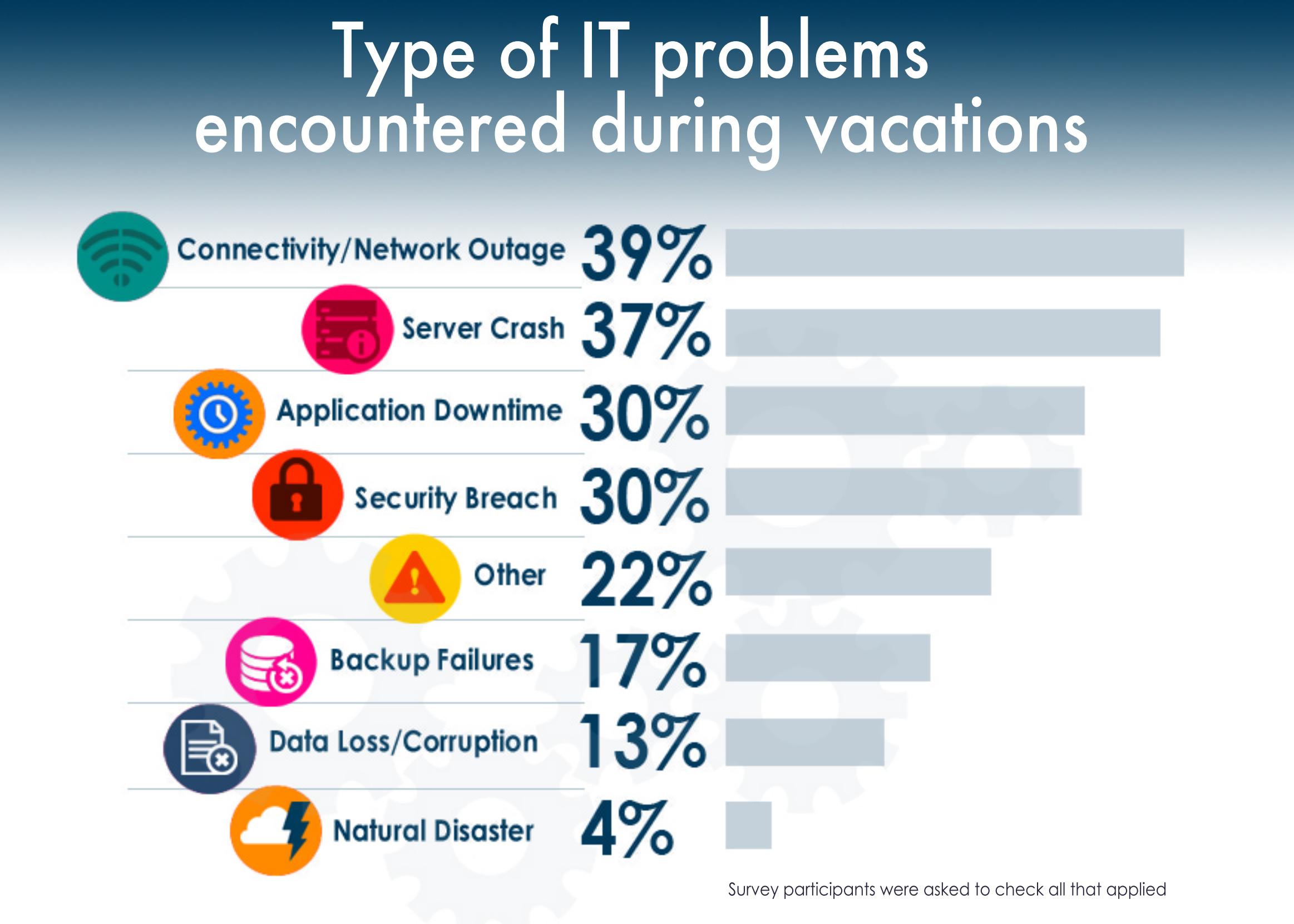
Four cartoon characters (two women and two children) are shown from the chest up, all with sad or worried expressions. The woman on the far left has brown hair and is wearing a red floral shirt. The man next to her has brown hair and is wearing a blue tank top. The girl next to him has brown hair in pigtails and is wearing a pink bikini top. The boy on the far right has brown hair and is wearing a light blue shirt.

Type of IT problems encountered during vacations

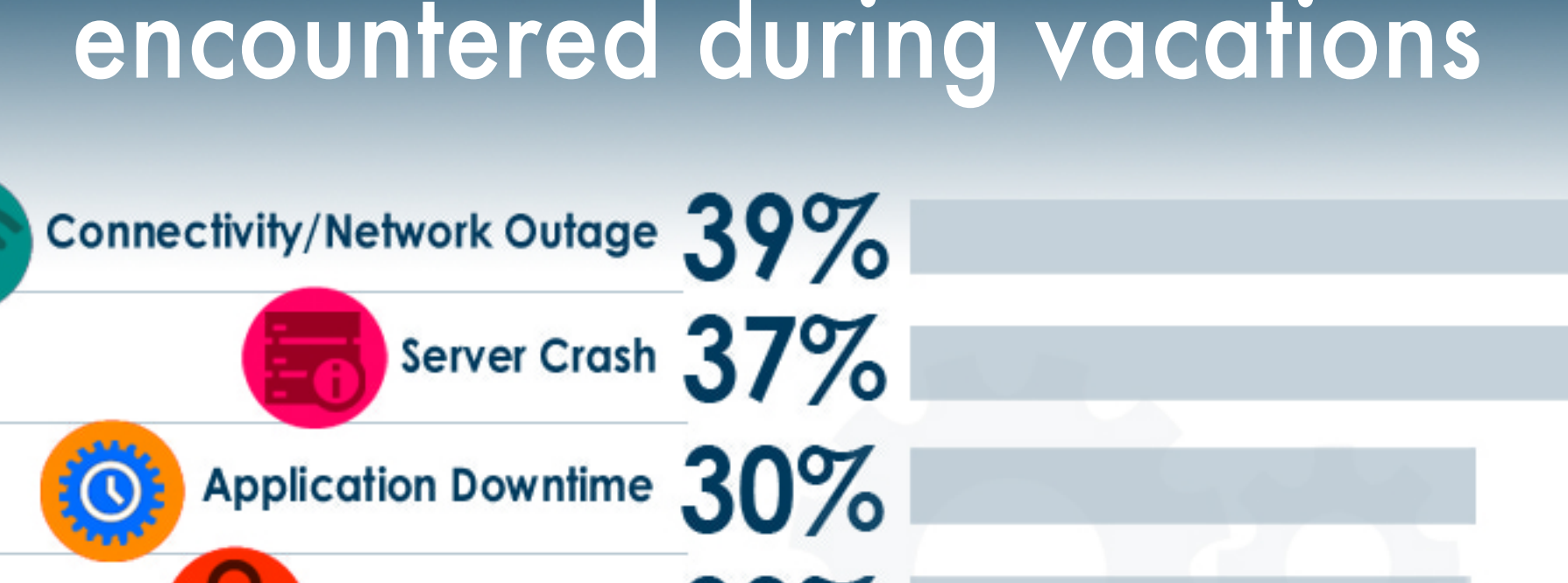


Type of IT Problem	Percentage
Connectivity/Network Outage	39%
Server Crash	37%
Application Downtime	30%
Security Breach	30%
Other	22%
Backup Failures	17%
Data Loss/Corruption	13%
Natural Disaster	4%

Survey participants were asked to check all that applied



Type of IT problems encountered during vacations



Type of IT Problem	Percentage
Connectivity/Network Outage	39%
Server Crash	37%
Application Downtime	30%
Security Breach	30%
Other	22%
Backup Failures	17%
Data Loss/Corruption	13%
Natural Disaster	4%

Survey participants were asked to check all that applied

...and no relaxation for the rest of the organization either!

\$26 billion
lost revenue in North America annually due to downtime

\$163,674
average hourly cost of downtime

Lost productivity

87 hours
average downtime per year of large corporations

Frustrated employees

Brand damage

Lost customers

Average cost per hour of downtime

Company Size	Average cost per hour of downtime
Small companies	\$8,581
Mid-sized companies	\$215,638
Large companies	\$686,250

Source: Aberdeen Group, February 2012

Source: Aberdeen Group, August 2013

...and no relaxation for the rest of the organization either!

\$26 billion
lost revenue in North America annually due to downtime

\$163,674
average hourly cost of downtime

Lost productivity

87 hours
average downtime per year of large corporations

Frustrated employees

Brand damage

Lost customers

Average cost per hour of downtime

Company Size	Average cost per hour of downtime
Small companies	\$8,581
Mid-sized companies	\$215,638
Large companies	\$686,250

Source: Aberdeen Group, February 2012

Source: Aberdeen Group, August 2013

...and no relaxation for the rest of the organization either!

\$26 billion
lost revenue in North America annually due to downtime

\$163,674
average hourly cost of downtime

Lost productivity

87 hours
average downtime per year of large corporations

Frustrated employees

Brand damage

Lost customers

Average cost per hour of downtime

Company Size	Average cost per hour of downtime
Small companies	\$8,581
Mid-sized companies	\$215,638
Large companies	\$686,250

Source: Aberdeen Group, February 2012

Source: Aberdeen Group, August 2013

...and no relaxation for the rest of the organization either!

\$26 billion
lost revenue in North America annually due to downtime

\$163,674
average hourly cost of downtime

Lost productivity

87 hours
average downtime per year of large corporations

Frustrated employees

Brand damage

Lost customers

Average cost per hour of downtime

Company Size	Average cost per hour of downtime
Small companies	\$8,581
Mid-sized companies	\$215,638
Large companies	\$686,250

Source: Aberdeen Group, February 2012

Source: Aberdeen Group, August 2013

...and no relaxation for the rest of the organization either!

\$26 billion
lost revenue in North America annually due to downtime

\$163,674
average hourly cost of downtime

Lost productivity

87 hours
average downtime per year of large corporations

Frustrated employees

Brand damage

Lost customers

Average cost per hour of downtime

Company Size	Average cost per hour of downtime
Small companies	\$8,581
Mid-sized companies	\$215,638
Large companies	\$686,250

Source: Aberdeen Group, February 2012

Source: Aberdeen Group, August 2013

...and no relaxation for the rest of the organization either!

\$26 billion
lost revenue in North America annually due to downtime

\$163,674
average hourly cost of downtime

Lost productivity

87 hours
average downtime per year of large corporations

Frustrated employees

Brand damage

Lost customers

Average cost per hour of downtime

Company Size	Average cost per hour of downtime
Small companies	\$8,581
Mid-sized companies	\$215,638
Large companies	\$686,250

Source: Aberdeen Group, February 2012

Source: Aberdeen Group, August 2013

...and no relaxation for the rest of the organization either!

\$26 billion
lost revenue in North America annually due to downtime

\$163,674
average hourly cost of downtime

Lost productivity

87 hours
average downtime per year of large corporations

Frustrated employees

Brand damage

Lost customers

Average cost per hour of downtime

Company Size	Average cost per hour of downtime
Small companies	\$8,581
Mid-sized companies	\$215,638
Large companies	\$686,250

Source: Aberdeen Group, February 2012

Source: Aberdeen Group, August 2013

...and no relaxation
for the rest of the organization either!

\$26 billion
lost revenue
in North America
annually due
to downtime

\$163,674
average
hourly cost of
downtime

Lost productivity

87 hours
average
downtime per year
of large corporations

Frustrated employees

Brand damage

Lost customers

Average cost per hour of downtime

Small companies	Mid-sized companies	Large companies
\$8,581	\$215,638	\$686,250

Source: Aberdeen Group, February 2012

Source: Aberdeen Group, August 2013

...and no relaxation
for the rest of the organization either!

\$26 billion
lost revenue
in North America
annually due
to downtime

\$163,674
average
hourly cost of
downtime

Lost productivity

87 hours
average
downtime per year
of large corporations

Frustrated employees

Brand damage

Lost customers

Average cost per hour of downtime

Small companies	Mid-sized companies	Large companies
\$8,581	\$215,638	\$686,250

Source: Aberdeen Group, February 2012

Source: Aberdeen Group, August 2013

...and no relaxation
for the rest of the organization either!

\$26 billion
lost revenue
in North America
annually due
to downtime

\$163,674
average
hourly cost of
downtime

Lost productivity

87 hours
average
downtime per year
of large corporations

Frustrated employees

Brand damage

Lost customers

Average cost per hour of downtime

Small companies	Mid-sized companies	Large companies
\$8,581	\$215,638	\$686,250

Source: Aberdeen Group, February 2012

Source: Aberdeen Group, August 2013

'Learn how Axcient completely eliminates IT downtime and data loss, ensuring businesses are always up and earning. - www.axcient.com'

AXCIENT™
Beyond Backup™

'Learn how Axcient completely eliminates IT downtime and data loss, ensuring businesses are always up and earning. - www.axcient.com'

AXCIENT™
Beyond Backup™